




BREATHE EASY...Solutions for Clean, Safe Air

MICRO AIR RP8 DUST COLLECTOR

Specifications and Technical Data



TYPICAL APPLICATIONS:

- WELD SMOKE AND FUMES
- GRINDING / POLISHING DUST
- POWDERS
- BLASTING OPERATION
- SMOKE & FUMES FROM LASER/PLASMA CUTTING

STANDARD FEATURES:

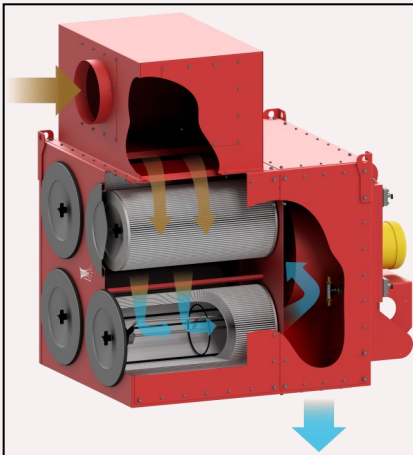
- REVOLUTIONARY ROTO-PULSE® FILTER CLEANING SYSTEMS
- ENERGY EFFICIENT EPACT MOTOR
- LONG LIFE VALVE SYSTEM
- LARGE CAPACITY DUST DRAWER OR HOPPER
- BUILT-IN PLUG FANS, 1000-5000 CFM
- MOTOR STARTER/OVERLOAD PROTECTION
- STANDARD CONTROL PACKAGE
- AFTER PULSE CLEANING CYCLE STANDARD
- HEAVY DUTY CONSTRUCTION
- FULL RANGE OF OPTIONS
- RATED FOR INDOOR AND/OR OUTDOOR INSTALLATION
- BEST INDUSTRY WARRANTY

OPTIONS:


- HOPPER SETUP WITH LONG LEGS AND BARREL LID KIT.
- LOW PROFILE UNIT WITH DUST DRAWERS.
- INLET PLENUM
- SILENCER.
- HEPA AFTERFILTER.
- VARIETY OF CARTRIDGE FILTER OPTIONS.
- 5HP, 7 1/2HP OR 10HP PLUG FANS
- 10 HP OR 15 HP TOP MOUNT / REMOTE MOUNT FANS
- MAGNAHELIC OR PHOTOHELIC GAUGES.
- DROP-OUT MODULES FOR HEAVY PARTICULATE
- INTELLI-TOUCH ENERGY SAVING CONTROLS
- EXPLOSION VENTS, BACKBLAST DAMPERS, OSHA/NFPA COMBUSTIBLE DUST COMPLIANCE PACKAGE
- SPARK ARRESTORS

HOW IT WORKS:


Contaminated air is pulled into the inlet plenum at the top of the RP8 Cabinet, then travels down through the cartridge filter section, where the contaminant is filtered and dropped into the hopper or dust drawer. Breathe Easy, clean safe air is exhausted out the bottom of the unit. Cartridge cleaning is accomplished with Micro Air's proprietary Roto-Pulse® cleaning system, where air is pulsed



into a specially designed stainless steel, rotating tube, engineered with pre-drilled holes. As the air enters this tube, the force of the pulse causes the tube to rotate incrementally inside the cartridge. While rotating, air exits the pre-drilled holes, resulting



ROTO-PULSE®



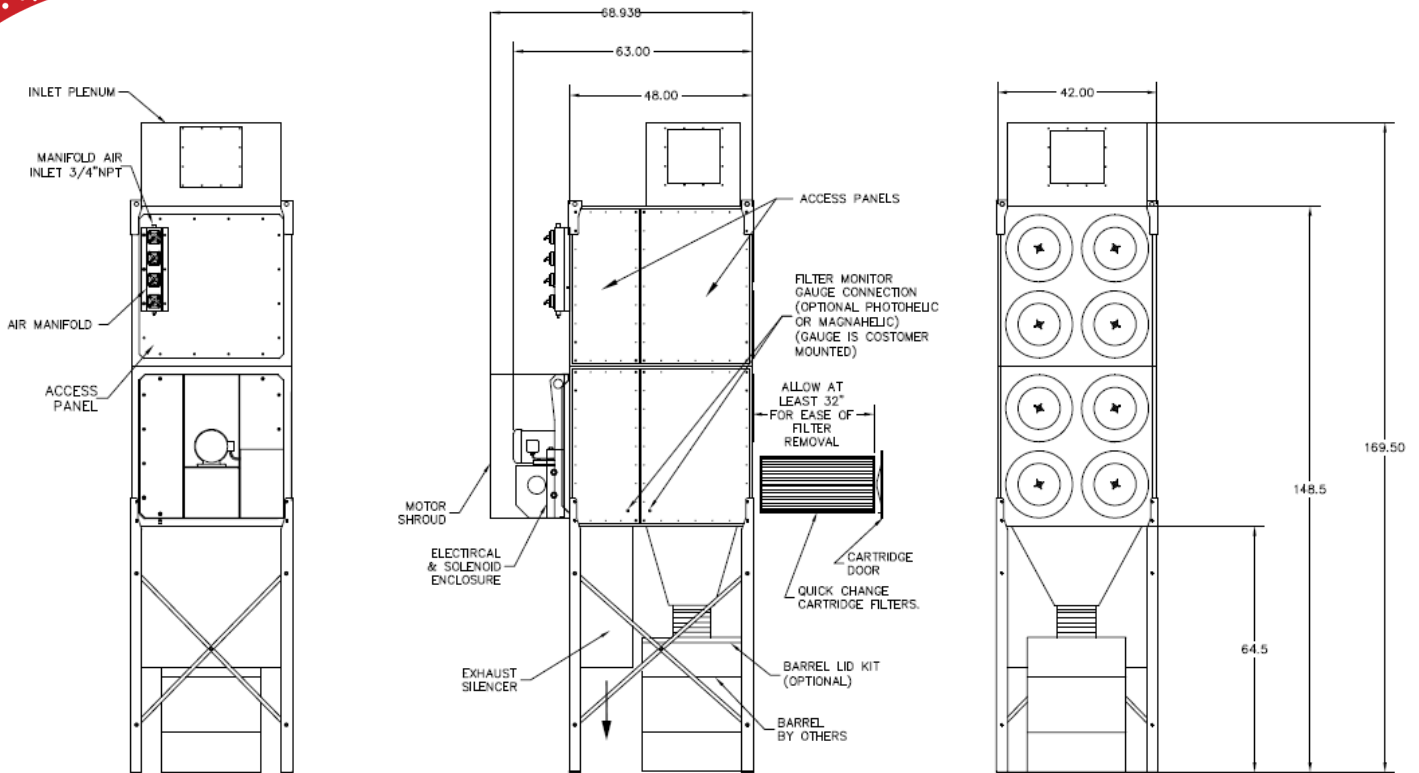
RP8 with Spark Arrestor Ducted to Plasma Cutting Table

in air dispersion over the entire surface of the cartridge, providing for an improved cartridge cleaning cycle, compared to competitive backflush cleaning systems.

L2225-RP8-05/22



RP8



RP8 EQUIPPED WITH LONG LEGS/HOPPER—INLET PLENUM - SILENCER/MOTOR SHROUD

RP8 SPECIFICATIONS:

OVERALL DIMENSIONS:

170" H X 42" W X 65" D WITH LONG LEGS/HOPPER & INLET PLENUM
 121" H X 42" W X 65" D WITH SHORT LEGS/DUST TRAY & INLET PLENUM

WEIGHT:

*1,850 LBS ACTUAL WEIGHT
 *2,040 LBS SHIPPING WEIGHT
 *WEIGHT VARIES DEPENDING ON OPTIONS SELECTED

CABINET:

HEAVY DUTY 14 GAUGE GALVANEAL STEEL WITH EXTERIOR SURFACES GROUND SMOOTH

FINISH:

INDUSTRIAL GRADE CRIMSON RED, TEXTURED BAKED ENAMEL PAINT IN SIDE AND OUT. OPTIONAL EPOXY COAT INSIDE & OUT AVAILABLE

FILTER ACCESS:

EASY FRONT ACCESS THROUGH FILTER CAPS

MOTOR

SINGLE SPEED, 5 HP, 3 PHASE, 208+230/460V, 60 HZ, PREMIUM EFFICIENCY, TEFC MOTOR. OPTIONAL 7.5 HP, 10 HP AVAILABLE

BLOWER:

DIRECT DRIVE, HIGH STATIC, BACKWARD INCLINED PLUG FAN 10 HP, 15 HP TOP MOUNT / REMOTE MOUNT FANS AVAILABLE

AIR VOLUME:

1,000—9,000 CFM PER MODULE—CONSULT FAN CURVES FOR SPECIFICS

FILTER CHANGE INDICATOR:

MAGNEHELIC GAUGE OR PHOTOHELIC GAUGE

FILTRATION:

EIGHT EA. HIGH EFFICIENCY, 80/20 BLEND, FIRE-RETARDANT CARTRIDGE FILTERS, 250 SF MEDIA PER FILTER, 2,000 SF TOTAL MEDIA

*MULTIPLE CARTRIDGE MEDIA OPTIONS AVAILABLE

CONTROLS:

FULL ELECTRICAL CONTROLS STANDARD

INLET / EXHAUST:

OPTIONAL INLET PLENUM WITH THREE EA. 14" X 14" OPENINGS
 EXHAUST - OUT BOTTOM OF UNIT

MAX CURRENT

5 HP, 230/460V—12.8 / 6.4 AMP
 7.5 HP, 230/460V—19.0 / 9.5 AMP
 10 HP, 230/460V—24.6 / 12.3 AMP
 15HP, 230/160V— 35.0 / 17.5 AMP

NOISE LEVELS:

DEPENDENT UPON OPTIONS SELECTED—CONSULT FACTORY

WIND LOAD RATING:

100 MPH

CABINET PRESSURE RATING:

+/- 20 INCHES WC

COLLECTION OPTIONS:

HOPPER WITH 10" DIA COLLAR OR DUST TRAY

COMPRESSED AIR:

REQUIRES 80—90 PSI CLEAN, DRY AIR & MINIMUM 3/4" AIR LINE

CARTRIDGE CLEANING SYSTEM:

ROTO-PULSE® INCREMENTAL ROTATING TUBE WITH PRE-DRILLED HOLES. AS AIR IS PULSED INTO THE TUBE, IT ROTATES AND AIR EXITS THE PRE-DRILLED HOLES, PROVIDING A HIGHLY EFFICIENT AND TOTAL CLEANING OF THE CARTRIDGE FILTER

OFF-LINE CARTRIDGE CLEANING:

STANDARD EQUIPMENT DESIGNED TO CLEAN FILTERS AFTER UNIT IS TURNED OFF FOR OPTIMAL OFF-LINE CARTRIDGE CLEANING. TIMER CAN BE ADJUSTED BETWEEN 0 AND 17 MINUTES

SPECIFICATIONS SUBJECT TO CHANGE WITHOUT NOTICE